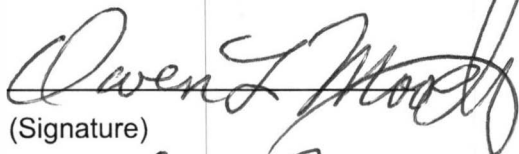


[For use when adopting updated appendices only without amending the body of an existing GA ordinance]


MUNICIPALITY OF Rogue Bluffs
GENERAL ASSISTANCE ORDINANCE

Pursuant to 22 M.R.S. § 4305(1), the municipal officers of the Municipality for the Town of Rogue Bluffs, after notice and hearing, hereby amend the municipal General Assistance Ordinance by repealing and replacing appendices A through H of the existing ordinance with the attached appendices A through H, which shall be in effect from *October 1, 2025* through *September 30, 2026*. This amendment will be filed with the Maine Department of Health & Human Services (DHHS) pursuant to 22 M.R.S. § 4305(4), and a copy of the ordinance and amended appendices shall be available for public inspection at the municipal office along with a copy of the 22 M.R.S. chapter 1161.


Signed this *18th* day of *September 2025*, by the Municipal Officers:


(Signature)

Owen Moody (Print Name)


(Signature)

Philip Pinto (Print Name)


(Signature)

Ernest Libby (Print Name)

(Signature) _____ (Print Name)

(Signature) _____ (Print Name)

2025-2026 GA Overall Maximums

Metropolitan Areas

Persons in Household

COUNTY	1	2	3	4	5*
Bangor HMFA: Bangor, Brewer, Eddington, Glenburn, Hampden, Hermon, Holden, Kenduskeag, Milford, Old Town, Orono, Orrington, Penobscot Indian Island Reservation, Veazie	1,137	1,225	1,566	2,008	2,401
Cumberland County HMFA: Baldwin, Bridgton, Brunswick, Harpswell, Harrison, Naples, New Gloucester, Pownal, Sebago	1,317	1,463	1,920	2,410	2,934
Lewiston/Auburn MSA: Auburn, Durham, Greene, Leeds, Lewiston, Lisbon, Livermore, Livermore Falls, Mechanic Falls, Minot, Poland, Sabattus, Turner, Wales	988	1,093	1,395	1,829	2,030
Penobscot County HMFA: Alton, Argyle UT, Bradford, Bradley, Burlington, Carmel, Carroll plantation, Charleston, Chester, Clifton, Corinna, Corinth, Dexter, Dixmont, Drew plantation, East Central Penobscot UT, East Millinocket, Edinburg, Enfield, Etna, Exeter, Garland, Greenbush, Howland, Hudson, Kingman UT, Lagrange, Lakeville, Lee, Levant, Lincoln, Lowell town, Mattawamkeag, Maxfield, Medway, Millinocket, Mount Chase, Newburgh Newport, North Penobscot UT, Passadumkeag, Patten, Plymouth, Prentiss UT, Seboeis plantation, Springfield, Stacyville, Stetson, Twombly UT, Webster plantation, Whitney UT, Winn, Woodville	923	968	1,271	1,601	1,895
Portland HMFA: Cape Elizabeth, Casco, Chebeague Island, Cumberland, Falmouth, Freeport, Frye Island, Gorham, Gray, Long Island, North Yarmouth, Portland, Raymond, Scarborough, South Portland, Standish, Westbrook, Windham, Yarmouth; Buxton, Hollis, Limington, Old Orchard Beach	1,517	1,721	2,212	2,798	3,429
Sagadahoc HMFA: Arrowsic, Bath, Bowdoin, Bowdoinham, Georgetown, Perkins UT, Phippsburg, Richmond, Topsham, West Bath, Woolwich	1,141	1,285	1,579	2,212	2,651

Appendix A

Effective: 10/01/25-09/30/26

COUNTY	1	2	3	4	5*
York County HMFA: Acton, Alfred, Arundel, Biddeford, Cornish, Dayton, Kennebunk, Kennebunkport, Lebanon, Limerick, Lyman, Newfield, North Berwick, Ogunquit, Parsonsfield, Saco, Sanford, Shapleigh, Waterboro, Wells	1,278	1,443	1,778	2,347	2,586
York/Kittery/S.Berwick HMFA: Berwick, Eliot, Kittery, South Berwick, York	1,487	1,681	2,168	2,807	3,641

*Note: Add \$75 for each additional person.

Non-Metropolitan Areas

Persons in Household

COUNTY	1	2	3	4	5*
Aroostook County	803	871	1,085	1,486	1,569
Franklin County	842	936	1,228	1,621	1,816
Hancock County	1,139	1,140	1,349	1,787	1,791
Kennebec County	985	991	1,276	1,599	1,913
Knox County	972	987	1,200	1,597	1,780
Lincoln County	1,190	1,213	1,375	1,807	2,217
Oxford County	937	942	1,223	1,623	2,024
Piscataquis County	848	943	1,236	1,489	1,738
Somerset County	932	1,002	1,177	1,532	1,661
Waldo County	1,117	1,123	1,347	1,734	2,284
Washington County	871	875	1,136	1,582	1,695

* Please Note: Add \$75 for each additional person.

Appendix B

Effective: 10/01/25 to 09/30/26

2025-2026 Food Maximums

Please Note: The maximum amounts allowed for food are established in accordance with the U.S.D.A. Thrifty Food Plan. As of October 1, 2025, those amounts are:

Number in Household	Weekly Maximum	Monthly Maximum
1	69.30	298.00
2	126.98	546.00
3	182.56	785.00
4	231.16	994.00
5	275.12	1,183.00
6	330.47	1,421.00
7	365.35	1,571.00
8	416.05	1,789.00

Note: For each additional person add \$218 per month.

2025-2026 GA Housing Maximums (Heated & Unheated Rents)

NOTE: NOT ALL MUNICIPALITIES SHOULD ADOPT THESE SUGGESTED HOUSING MAXIMUMS! ONLY **consider** adopting the following numbers if these figures are consistent with local rent values. If not, a market survey should be conducted, and the figures altered accordingly. The results of any such survey must be presented to DHHS prior to adoption. **Or**, no housing maximums should be adopted and eligibility should be analyzed in terms of the Overall Maximum—Appendix A. *(See Instruction Memo for further guidance.)*

Non-Metropolitan FMR Areas

Aroostook County	Unheated		Heated	
Bedrooms	Weekly	Monthly	Weekly	Monthly
0	149	640	181	779
1	155	667	196	844
2	192	826	245	1,054
3	273	1,174	338	1,451
4	278	1,196	356	1,529

Franklin County	Unheated		Heated	
Bedrooms	Weekly	Monthly	Weekly	Monthly
0	158	679	190	818
1	170	732	211	909
2	225	969	278	1,197
3	304	1,309	369	1,586
4	336	1,443	413	1,776

Hancock County	Unheated		Heated	
Bedrooms	Weekly	Monthly	Weekly	Monthly
0	231	995	260	1,118
1	231	995	260	1,118
2	260	1,118	307	1,322
3	351	1,509	408	1,756
4	351	1,509	408	1,756

Kennebec County	Unheated		Heated	
Bedrooms	Weekly	Monthly	Weekly	Monthly
0	196	841	224	964
1	196	841	225	968
2	243	1,045	291	1,249
3	307	1,321	365	1,568
4	367	1,578	437	1,877

Non-Metropolitan FMR Areas

<u>Knox County</u>	<u>Unheated</u>		<u>Heated</u>	
Bedrooms	Weekly	Monthly	Weekly	Monthly
0	192	828	221	951
1	192	828	224	964
2	225	969	273	1,173
3	307	1,319	364	1,566
4	336	1,445	406	1,744
<u>Lincoln County</u>				
	<u>Unheated</u>		<u>Heated</u>	
Bedrooms	Weekly	Monthly	Weekly	Monthly
0	243	1,046	272	1,169
1	243	1,046	277	1,190
2	266	1,144	314	1,348
3	356	1,529	413	1,776
4	438	1,882	507	2,181
<u>Oxford County</u>				
	<u>Unheated</u>		<u>Heated</u>	
Bedrooms	Weekly	Monthly	Weekly	Monthly
0	184	793	213	916
1	184	793	214	919
2	231	992	278	1,196
3	313	1,345	370	1,592
4	393	1,689	462	1,988
<u>Piscataquis County</u>				
	<u>Unheated</u>		<u>Heated</u>	
Bedrooms	Weekly	Monthly	Weekly	Monthly
0	159	685	192	824
1	172	739	213	916
2	227	977	280	1,205
3	274	1,177	338	1,454
4	317	1,365	395	1,698
<u>Somerset County</u>				
	<u>Unheated</u>		<u>Heated</u>	
Bedrooms	Weekly	Monthly	Weekly	Monthly
0	183	788	212	911
1	191	820	228	979
2	220	946	267	1,150
3	292	1,254	349	1,501
4	308	1,326	378	1,625

Non-Metropolitan FMR Areas

<u>Waldo County</u>	<u>Unheated</u>		<u>Heated</u>	
Bedrooms	Weekly	Monthly	Weekly	Monthly
0	226	973	255	1,096
1	226	973	256	1,100
2	260	1,116	307	1,320
3	339	1,456	396	1,703
4	453	1,949	523	2,248

<u>Washington County</u>	<u>Unheated</u>		<u>Heated</u>	
Bedrooms	Weekly	Monthly	Weekly	Monthly
0	169	727	198	850
1	169	727	198	852
2	210	905	258	1,109
3	303	1,305	361	1,551
4	316	1,360	386	1,659

Metropolitan FMR Areas

<u>Bangor HMFA</u>	<u>Unheated</u>		<u>Heated</u>	
Bedrooms	Weekly	Monthly	Weekly	Monthly
0	231	993	260	1,116
1	243	1,043	280	1,202
2	310	1,335	358	1,539
3	402	1,730	460	1,977
4	481	2,066	550	2,365

<u>Cumberland Cty. HMFA</u>	<u>Unheated</u>		<u>Heated</u>	
Bedrooms	Weekly	Monthly	Weekly	Monthly
0	273	1,173	301	1,296
1	298	1,281	335	1,440
2	393	1,689	440	1,893
3	496	2,132	553	2,379
4	604	2,599	674	2,898

<u>Lewiston/Auburn MSA</u>	<u>Unheated</u>		<u>Heated</u>	
Bedrooms	Weekly	Monthly	Weekly	Monthly
0	196	844	225	967
1	212	911	249	1,070
2	271	1,164	318	1,368
3	361	1,551	418	1,798
4	394	1,695	464	1,994

Metropolitan FMR Areas

<u>Penobscot Cty. HMFA</u>		<u>Unheated</u>		<u>Heated</u>	
Bedrooms	Weekly	Monthly	Weekly	Monthly	
0	181	779	210	902	
1	183	786	220	945	
2	242	1,040	289	1,244	
3	308	1,323	365	1,570	
4	363	1,560	432	1,859	
<u>Portland HMFA</u>					
<u>Portland HMFA</u>		<u>Unheated</u>		<u>Heated</u>	
Bedrooms	Weekly	Monthly	Weekly	Monthly	
0	319	1,373	348	1,496	
1	358	1,539	395	1,698	
2	461	1,981	508	2,185	
3	586	2,520	644	2,767	
4	720	3,094	789	3,393	
<u>Sagadahoc Cty. HMFA</u>					
<u>Sagadahoc Cty. HMFA</u>		<u>Unheated</u>		<u>Heated</u>	
Bedrooms	Weekly	Monthly	Weekly	Monthly	
0	232	997	261	1,120	
1	256	1,103	293	1,262	
2	313	1,348	361	1,552	
3	450	1,934	507	2,181	
4	539	2,316	608	2,615	
<u>York Cty. HMFA</u>					
<u>York Cty. HMFA</u>		<u>Unheated</u>		<u>Heated</u>	
Bedrooms	Weekly	Monthly	Weekly	Monthly	
0	264	1,134	292	1,257	
1	293	1,261	330	1,420	
2	360	1,547	407	1,751	
3	481	2,069	539	2,316	
4	524	2,251	593	2,550	
<u>York/Kittery/S. Berwick HMFA</u>					
<u>York/Kittery/S. Berwick HMFA</u>		<u>Unheated</u>		<u>Heated</u>	
Bedrooms	Weekly	Monthly	Weekly	Monthly	
0	312	1,343	341	1,466	
1	349	1,499	386	1,658	
2	450	1,937	498	2,141	
3	588	2,529	646	2,776	
4	769	3,306	838	3,605	

2025-2026 GA MAXIMUMS SUMMARY SHEET

Note: The overall maximums found in *Appendices A, B, C, D, E, and F* are effective from **October 1, 2025 to September 30, 2026.**

APPENDIX A - OVERALL MAXIMUMS

<u>County</u>	<u>Persons in Household</u>					
	1	2	3	4	5	6
NOTE: For each additional person add \$75 per month.						
(The applicable figures from Appendix A, <i>once adopted</i>, should be inserted here.)						

APPENDIX B - FOOD MAXIMUMS

<u>Number in Household</u>	<u>Weekly Maximum</u>	<u>Monthly Maximum</u>
1	\$ 69.30	\$ 298.00
2	126.98	546.00
3	182.56	785.00
4	231.16	994.00
5	275.12	1,183.00
6	330.47	1,421.00
7	365.35	1,517.00
8	416.05	1,789.00
NOTE: For each additional person add \$218 per month.		

APPENDIX C - HOUSING MAXIMUMS

<u>Number of Bedrooms</u>	<u>Unheated</u>		<u>Heated</u>	
	Weekly	Monthly	Weekly	Monthly
0				
1				
2				
3				
4				
(The applicable figures from Appendix C, <i>once adopted</i>, should be inserted here.)				

FOR MUNICIPAL USE ONLY

APPENDIX D - UTILITIES

ELECTRIC

NOTE: For an electrically heated dwelling also see “Heating Fuel” maximums below. But remember, an applicant is *not automatically* entitled to the “maximums” established—applicants must demonstrate need.

1) Electricity Maximums for Households *Without Electric Hot Water:* The maximum amounts allowed for utilities, for lights, cooking and other electric uses *excluding* electric hot water and heat:

<u>Number in Household</u>	<u>Weekly</u>	<u>Monthly</u>
1	\$19.95	\$ 85.50
2	\$22.52	\$ 96.50
3	\$24.97	\$107.00
4	\$27.53	\$118.00
5	\$29.88	\$128.50
6	\$32.55	\$139.50

NOTE: For each additional person add \$10.50 per month.

2) Electricity Maximums for Households *With Electrically Heated Hot Water:* The maximum amounts allowed for utilities, hot water, for lights, cooking and other electric uses *excluding* heat:

<u>Number in Household</u>	<u>Weekly</u>	<u>Monthly</u>
1	\$29.63	\$127.00
2	\$34.07	\$146.00
3	\$39.67	\$170.00
4	\$46.32	\$198.50
5	\$55.65	\$238.50
6	\$58.68	\$251.50

NOTE: For each additional person add \$14.50 per month.

NOTE: For electrically heated households, the maximum amount allowed for electrical utilities per month shall be the sum of the appropriate maximum amount under this subsection and the appropriate maximum for heating fuel as provided below.

APPENDIX E - HEATING FUEL

<u>Month</u>	<u>Gallons</u>	<u>Month</u>	<u>Gallons</u>
September	50	January	225
October	100	February	225
November	200	March	125
December	200	April	125
		May	50

FOR MUNICIPAL USE ONLY

NOTE: When the dwelling unit is heated electrically, the maximum amount allowed for heating purposes will be calculated by multiplying the number of gallons of fuel allowed for that month by the current price per gallon. When fuels such as wood, coal and/or natural gas are used for heating purposes, they will be budgeted at actual rates, if they are reasonable. No eligible applicant shall be considered to need more than 7 tons of coal per year, 8 cords of wood per year, 126,000 cubic feet of natural gas per year, or 1000 gallons of propane.

APPENDIX F - PERSONAL CARE & HOUSEHOLD SUPPLIES

<u>Number in Household</u>	<u>Weekly Amount</u>	<u>Monthly Amount</u>
1-2	\$10.50	\$45.00
3-4	\$11.60	\$50.00
5-6	\$12.80	\$55.00
7-8	\$14.00	\$60.00

NOTE: For each additional person add \$1.25 per week or \$5.00 per month.

SUPPLEMENT FOR HOUSEHOLDS WITH CHILDREN UNDER 5

When an applicant can verify expenditures for the following items, a special supplement will be budgeted as necessary for households with children under 5 years of age for items such as cloth or disposable diapers, laundry powder, oil, shampoo, and ointment up to the following amounts:

<u>Number of Children</u>	<u>Weekly Amount</u>	<u>Monthly Amount</u>
1	\$12.80	\$55.00
2	\$17.40	\$75.00
3	\$23.30	\$100.00
4	\$27.90	\$120.00

FOR MUNICIPAL USE ONLY

2025-2026 Mileage Rate

This municipality adopts the State of Maine travel expense reimbursement rate as set by the Office of the State Comptroller. The current rate for approved employment and necessary medical travel etc. is 54 cents (54¢) per mile.

Please refer to the Office of the State Controller for changes to this rate at 626-8420 or visit <https://www.maine.gov/osc/travel/mileage-other-info>.

Appendix H

Effective: 10/01/25-9/30/26

Funeral Maximums

Burial Maximums

The maximum amount of general assistance granted for the purpose of burial is **\$1,620**. The municipality's obligation to provide funds for burial purposes is limited to a reasonable calculation of the funeral director's direct costs, not to exceed the maximum amounts of assistance described in this section. Allowable burial expenses are limited to:

- removal of the body from a local residence or institution
- a secured death certificate or obituary
- embalming
- a minimum casket
- a reasonable cost for necessary transportation
- other reasonable and necessary specified direct costs, as itemized by the funeral director and approved by the municipal administrator.

Additional costs may be allowed by the GA administrator, where there is an actual cost, for:

- the wholesale cost of a cement liner if the cemetery by-laws require one;
- the opening and closing of the grave site; and
- a lot in the least expensive section of the cemetery. If the municipality is able to provide a cemetery lot in a municipally owned cemetery or in a cemetery under municipal control, the cost of the cemetery lot in any other cemetery will not be paid by the municipality.

Cremation Maximums

The maximum amount of assistance granted for a cremation shall be **\$1,125**.

The municipality's obligation to provide funds for cremation purposes is limited to a reasonable calculation of the funeral director's direct costs, not to exceed the maximum amounts of assistance described in this section. Allowable cremation expenses are limited to:

- removal and transportation of the body from a local residence or institution
- professional fees
- crematorium fees
- a secured death certificate or obituary

Appendix H

Effective: 10/01/25-9/30/26

- other reasonable and necessary specified direct costs, as itemized by the funeral director and approved by the municipal administrator.

Additional costs may be allowed by the GA administrator where there is an actual cost, for:

- a cremation lot in the least expensive section of the cemetery
- a reasonable cost for a burial urn not to exceed \$55
- transportation costs borne by the funeral director at a reasonable rate per mile for transporting the remains to and from the cremation facility.